

ZERO-TILL FARMING SOYBEAN GUIDE



GROWTH STAGE	RATES OF APPLICATION	NOTES
PRE-PLANT	weedmaster ARGO @ 4 - 6 L / ha	Apply under good growing conditions ONLY to actively growing weeds. DO NOT apply if weeds are under stress from low moisture or waterlogging. The addition of Terrain 500 WG Herbicide will increase the speed of brownout and may improve final control of weeds. Opportunity to double knock with Nuquat 250 depending on weeds present.
	weedmaster ARGO @ 1.2 L / ha + Amicide Advance 700 @ 1.1 L / ha	Apply under good growing conditions ONLY to actively growing weeds. DO NOT apply if weeds are under stress from low moisture or waterlogging. Always add either a non-ionic surfactant (Activator) or LI-700 in accordance with directions of the mixture product label. Use LI-700 if insecticides are included in the tank mix. The addition of Terrain 500 WG Herbicide will increase the speed of brownout and may improve final control of weeds. Refer to Amicide Advance 700 label for plantback periods to be observed.
POST-SOWING PRE-EMERGENT	Kyte 700WG* @ 100 - 140 g / ha + Activator @ 125 mL / 100 L + Liase (hard water) @ 2 L / 100 L spray volume	Apply to moist, well prepared clod and weed-free soil after planting and prior to crop emergence. For additional grass control add Bouncer 960S @ 1 - 2 L / ha. Rain or irrigation is necessary within 10 days of spraying to thoroughly wet the top 3 - 4 cm of soil. If rain does not occur or irrigation is unavailable incorporate Bouncer 960S to a depth of 3 - 4 cm.
IN CROP		
GRASS SELECTIVE	Sequence @ 250 - 375 mL / ha (2 - 5 leaf stage) or 375 mL / ha (5 leaf - fully tillered)	DO NOT apply after first flower buds are visible. Always apply with Banjo @ 1 L / 100 L spray volume.
BROADLEAF CONTROL	Kyte 700WG* @ 145 g / ha, or Dictate 480/Basagran @ 1.5 or 2 L / ha, + Activator @ 125mL / 100L + Liase (hard water) @ 2 L / 100 L spray volume	Apply to actively growing weeds in the 2 - 4 leaf stage. DO NOT tank mix Kyte 700WG with selective post-emergence grass herbicides.
INSECTICIDES	Dimethoate @ 350 mL / ha for Green Vegetable Bug and sucking pests. Astound DUO @ 300 mL / ha for late <i>helicoverpa</i> spp. Control.	Apply Dimethoate when pests appear and repeat as necessary. Apply Astound DUO when the number of larvae feeding on flowers and pods reaches 1 to 2 per metre of row.
FUNGICIDES	Hornet (430 g / L tebuconazole) @ 184 - 243 mL / ha to target Powder Mildew	Usage granted under Permit Number 14645 (exp 30 June 2016). Add non-ionic wetter/surfactant (e.g. Activator) at 125 mL product / 100 L spray volume. DO NOT apply more than two (2) applications per season. Commonly applied as tank mix in grass selective and insecticide applications- confirm compatibility prior to mixing and application.
DESSICATION	weedmaster ARGO @ 680 mL - 1.8 L / ha	Apply by ground or by air. Use the higher rate when the crop or weeds are dense and when faster dessication is required. Application should be made at or after crop maturity - ONLY apply after seed pods have lost all green colour and 80 - 90% of leaves have dropped.

* Only use **Kyte 700WG** once in the soybean growing season - If starting with a clean field pre-plant, save the **Kyte 700WG** for vining weeds post-emergence.



Nufarm

Grow a better tomorrow.




Timing, Timing, Timing

Target young, actively growing plants 1-3 weeks after germinating rain for more reliable results. Early timing is critical for reliable control of summer weeds.




Night Spraying

A common practice when summer spraying. This can be an effective way to work within appropriate Delta T's. Be aware that the rainfast period will be longer and of still (inversion) conditions.



Adjuvants to enhance herbicide performance

The use of LI 700, a lecithin based adjuvant is now standard practice for enhancing glyphosate performance on difficult to control weeds. LI 700's multifunctional chemistry opens cuticle pathways on the leaf of the plant which increases penetration and translocation of the applied herbicide.



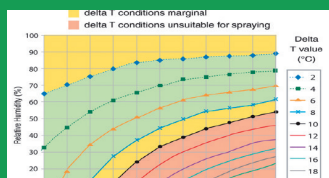
Stresses

Mature weeds quickly adapt to the harsh summer conditions and will 'switch off' during periods of stress i.e. too hot, too cold, too dry. Reliable chemical control is difficult to achieve during such periods.



Minimal Tillage

When spraying through large weeds - increase droplet size, maintain a good water rate and slow down to maximise penetration. Boom height needs to be adjusted to the height of the false target (i.e. stubble height) or the height of the target - whichever is greater.




Delta T

Apply pesticides when the Delta T is less than 8. This will help maximise droplet survival and promote better herbicide uptake by the plant. Monitor conditions regularly as Delta T can change quickly. Plan ahead using decision support tools such as Spraywise Decisions.




Water Quality

Water pH, hardness, salinity and bicarbonates may affect the way pesticides work. Refer to Nufarm's Boom Spray Application Guide for further information. Nufarm products are formulated in Australia for the harsh Australian conditions. Plan ahead using decision support tools such as Spraywise Decisions.



LI 700



Water



Wind Speed

Apply pesticides when the wind is blowing away from sensitive targets, wind speed is steady and between 3 km/h and 15 km/h. This will help minimise the chances of offtarget deposition.



Wheel Tracks / Dust

Dust will de-activate most chemistry used for summer spraying. Paddocks which will dry out quickly. Dusty plants require a rainfall event to wash the dust off prior to a pesticide application.



Spray Quality

A Coarse to Very Coarse spray quality must be used when applying 2,4-D products. A minimum water volume of 50 L/Ha is recommended. Refer to Nufarm's Boom Spray Application Guide for a full range of recommended water rates and spray qualities.



Inversions

DANGER – DO NOT spray when a low-level inversion exists. It will form in the late evening and strengthen overnight. They are strongest near sunrise. Use visual indicators such as moisture, smoke or dust to determine if a low-level inversion is present.



FREE 7 DAY TRIAL AVAILABLE

Precise information to stay on target.

- 5 day Spray Planner highlighting ideal times to spray and conditions to avoid
- Metograms provide information specific to your farm, not from the nearest weather station
- Temperature • Relative Humidity • Rainfall • Wind Speed & Direction • Delta T
- Inversion Prediction • Automatically updated every 3 hours

www.spraywisedecisions.com.au

This publication is a guide only and not a substitute for professional or expert advice. The product label should be consulted before use of any of the products referred to in this publication. Nufarm Australia Limited shall not be liable for any results, loss, or damage whatsoever, whether consequential or otherwise through the use or application of products and/or materials referred to herein.
© 2015 Nufarm Australia Ltd. All trade marks (®,™) are owned by Nufarm Australia Ltd or used under license.